



Model WL50-HD-LPG Headed Industrial Transporter



Detail Specifications

Dimensions

Length	15 feet / 4572 mm
Width	6.5 feet / 1981 mm
Height – Lowered	18.5 in / 470 mm
Height – Raised	24.5 in / 622 mm
Lift Deck Dimensions	
Length	12 feet / 3658 mm
Width	6.5 feet / 1981 mm
Suspension	Hydraulic

Weights

Transporter Empty Weight	12,000 lb / 5,455 kg
Transporter Loaded Weight	112,000 lb / 50,900 kg
Rated Capacity	100,000 lb / 45,450 kg

Engine

Type	LPG (Diesel Optional)
Displacement	59 cu in / 1.0 L
Cylinders	3
Cooling	Liquid

Drive System

Number of Uniload [®] Wheel Modules	4
Wheel Diameter	12 in / 305 mm
Wheel Width	6 in / 152 mm
Propulsion	AC Servo
Steering	SynchroSteer [®] Joystick Control

Speeds

Empty	0 – 110 fpm / 33.5 mpm
Loaded	0 – 80 fpm / 24.4 mpm
Raise (maximum)	6.0 in per min (152 mmpm)
Lower (maximum)	6.0 in per min (152 mmpm)

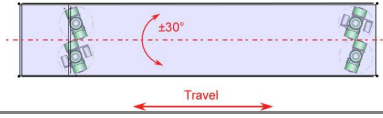
Environmental Conditions

Maximum Operating Temperature	110°F / 43°C
Minimum Operating Temperature	20°F / -7°C
Relative Humidity	0 - 100%
Maximum Slope	4%

Omni-Directional Steering Modes

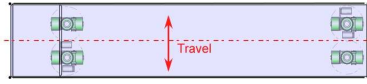
Normal (All Wheel Steering)

Travel forward and reverse parallel to the transporter's long axis. Front wheels steer $\pm 30^\circ$. Rear wheels steer opposite direction of front.



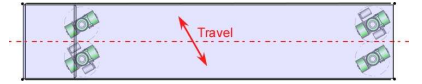
Lateral (All Wheel Steering)

Travel forward and reverse parallel to the transporter's short axis. Front wheels steer $\pm 30^\circ$. Rear wheels steer opposite direction of front.



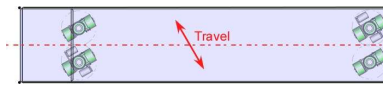
Normal Diagonal

Travel forward and reverse at an angle to the transporter's short axis. Front and rear wheels steer together.



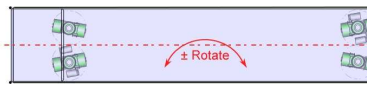
Lateral Diagonal

Travel forward and reverse at an angle to the transporter's long axis. Front and rear wheels steer together.



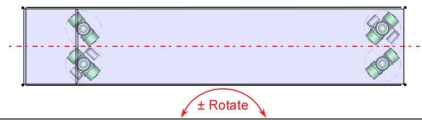
Rotate

All modules align axle centerlines to theoretical center of transporter. Rotate clockwise or counter-clockwise about the center of the transporter.



RotatePLUS

All modules align axle centerlines to a point along the transporter's short axis. Rotate clockwise or counter-clockwise about transporter's short axis.



Machine Controller

Beckhoff Industrial PC TwinCAT ladder logic running Doerfer's SynchroSteer[®] control software.

Operator Interface

Wireless bellipak radio joystick control with Beckhoff color touch screen HMI (Human Machine Interface).

Specifications subject to change without notice

REV.00 NOVEMBER 2010

Authorized Wheelift Representative