



Model WL140-HD-LPG Headed Industrial Transporter



Detail Specifications

Dimensions

Length	24 feet / 7315 mm
Width	9 feet / 2743 mm
Height – Lowered	27 in / 686 mm
Height – Raised	37 in / 940 mm
Lift Deck Dimensions	
Length	20 feet / 6096 mm
Width	9 feet / 2743 mm
Suspension	Hydraulic

Weights

Transporter Empty Weight	30,000 lb / 13,608 kg
Transporter Loaded Weight	310,000 lb / 140,614 kg
Rated Capacity	280,000 lb / 127,006 kg

Engine

Type	LPG (Diesel Optional)
Displacement	350 cu in / 5.0 L
Cylinders	8
Cooling	Liquid

Drive System

Number of Uniload [®] Wheel Modules	8
Wheel Diameter	18 in / 457 mm
Wheel Width	10 in / 254 mm
Propulsion	AC Servo
Steering	SynchroSteer [®] Joystick Control

Speeds

Empty	0 – 85 fpm / 25.9 mpm
Loaded	0 – 60 fpm / 18.3 mpm
Raise (maximum)	4.0 in per min (102 mmpm)
Lower (maximum)	4.0 in per min (102 mmpm)

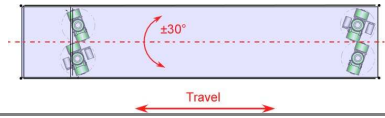
Environmental Conditions

Maximum Operating Temperature	110°F / 43°C
Minimum Operating Temperature	20°F / -7°C
Relative Humidity	0 - 100%
Maximum Slope	4%

Omni-Directional Steering Modes

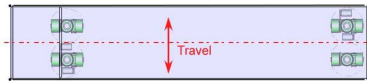
Normal (All Wheel Steering)

Travel forward and reverse parallel to the transporter's long axis. Front wheels steer $\pm 30^\circ$. Rear wheels steer opposite direction of front.



Lateral (All Wheel Steering)

Travel forward and reverse parallel to the transporter's short axis. Front wheels steer $\pm 30^\circ$. Rear wheels steer opposite direction of front.



Normal Diagonal

Travel forward and reverse at an angle to the transporter's short axis. Front and rear wheels steer together.



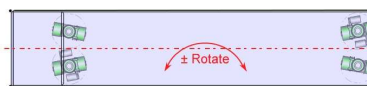
Lateral Diagonal

Travel forward and reverse at an angle to the transporter's long axis. Front and rear wheels steer together.



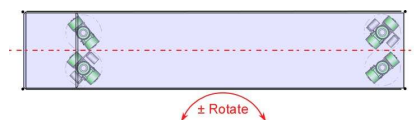
Rotate

All modules align axle centerlines to theoretical center of transporter. Rotate clockwise or counter-clockwise about the center of the transporter.



RotatePLUS

All modules align axle centerlines to a point along the transporter's short axis. Rotate clockwise or counter-clockwise about transporter's short axis.



Machine Controller

Beckhoff Industrial PC TwinCAT ladder logic running Doerfer's SynchroSteer[®] control software.

Operator Interface

Wireless bellipak radio joystick control with Beckhoff color touch screen HMI (Human Machine Interface).

Specifications subject to change without notice

REV.00 NOVEMBER 2010

Authorized Wheelift Representative