



# Model WL100-HD-LPG Headed Industrial Transporter



## Detail Specifications

### Dimensions

Length	20 feet / 6096 mm
Width	8 feet / 2438 mm
Height – Lowered	21 in / 533 mm
Height – Raised	27 in / 686 mm
Lift Deck Dimensions	
Length	16 feet / 4877 mm
Width	8 feet / 2438 mm
Suspension	Hydraulic

### Weights

Transporter Empty Weight	20,000 lb / 9,979 kg
Transporter Loaded Weight	220,000 lb / 100,698 kg
Rated Capacity	200,000 lb / 90,718 kg

### Engine

Type	LPG (Diesel Optional)
Displacement	262 cu in / 4.3 L
Cylinders	6
Cooling	Liquid

### Drive System

Number of Uniload <sup>®</sup> Wheel Modules	6
Wheel Diameter	15 in / 381 mm
Wheel Width	7.5 in / 191 mm
Propulsion	AC Servo
Steering	SynchroSteer <sup>®</sup> Joystick Control

### Speeds

Empty	0 – 100 fpm / 30.5 mpm
Loaded	0 – 70 fpm / 21.4 mpm
Raise (maximum)	5.0 in per min (127 mmpm)
Lower (maximum)	5.0 in per min (127 mmpm)

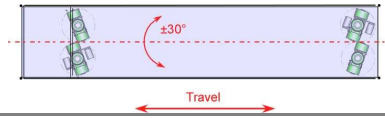
### Environmental Conditions

Maximum Operating Temperature	110°F / 43°C
Minimum Operating Temperature	20°F / -7°C
Relative Humidity	0 - 100%
Maximum Slope	4%

## Omni-Directional Steering Modes

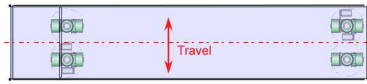
### Normal (All Wheel Steering)

Travel forward and reverse parallel to the transporter's long axis. Front wheels steer  $\pm 30^\circ$ . Rear wheels steer opposite direction of front.



### Lateral (All Wheel Steering)

Travel forward and reverse parallel to the transporter's short axis. Front wheels steer  $\pm 30^\circ$ . Rear wheels steer opposite direction of front.



### Normal Diagonal

Travel forward and reverse at an angle to the transporter's short axis. Front and rear wheels steer together.



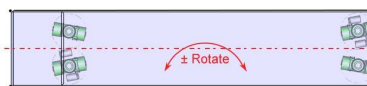
### Lateral Diagonal

Travel forward and reverse at an angle to the transporter's long axis. Front and rear wheels steer together.



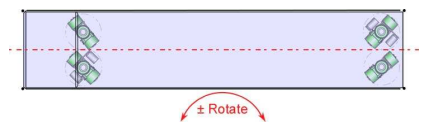
### Rotate

All modules align axle centerlines to theoretical center of transporter. Rotate clockwise or counter-clockwise about the center of the transporter.



### RotatePLUS

All modules align axle centerlines to a point along the transporter's short axis. Rotate clockwise or counter-clockwise about transporter's short axis.



### Machine Controller

Beckhoff Industrial PC TwinCAT ladder logic running Doerfer's SynchroSteer<sup>®</sup> control software.

### Operator Interface

Wireless bellipak radio joystick control with Beckhoff color touch screen HMI (Human Machine Interface).

Specifications subject to change without notice

REV.00 NOVEMBER 2010

Authorized Wheelift Representative